

## **TERMS AND CONDITIONS GOVERNING THE 2GB Offer on Utility Bill Payment.**

**ABOUT THE OFFER:** On every Utility Transaction, prepaid primary users can get 2 GB of which will be valid for 2 days on following 2 simple steps:

1. If your email ID is not verified (mandatory), the user can complete the verification process first, and then user can proceed with the Utility journey.
  - The user will enter the email ID
  - Once done, OTP shall be received by the user on the given email
  - Enter the OTP to verify the email, user will get the confirmation that their email has been verified.
  - Once the email verification process is completed user can proceed with the further journey.
2. The users should make a utility bill payment via Vi app post email verification

### **Please find further details of the 2GB Offer:**

1. The offer is applicable only for **Prepaid Primary users**.
2. This offer is only valid for successful transactions of minimum Rs.50.
3. The user should make a utility bill payment via the Vi App.
4. The user can choose a Utility Payment and complete the transaction.
5. If the user's email ID is not already verified, they will be prompted to verify it before proceeding.
6. Once the email is verified using the OTP, the user will be eligible for the offer.
7. Email verification is mandatory before proceeding with any utility payment.
8. **Eligible utility services include:**
  - Electricity
  - FASTag
  - DTH
  - LPG
  - Piped Gas
  - Broadband
  - Loan Repayment
  - Landline
  - Water
  - Credit Card
  - Insurance
9. After completing the payment, users must land on the Thank You page within the app.
10. The 2GB data will be credited and will be valid for 2 days
11. Users using a secondary profile\* and making Utility transactions will not be able to get the 2GB offer. To avail this offer you must use your Primary profile\*. "This journey and offer and is not valid for secondary profile users"

**\*Primary Profile** here means the mobile number the user is logged in within the Vi App. This will reflect in the **"My Profile"** page on Vi App as the first number.

**\*Secondary Profile** here means any additional numbers added to the primary account. This reflect under **“Other Profiles”** in my profile section.

**Images for reference:**

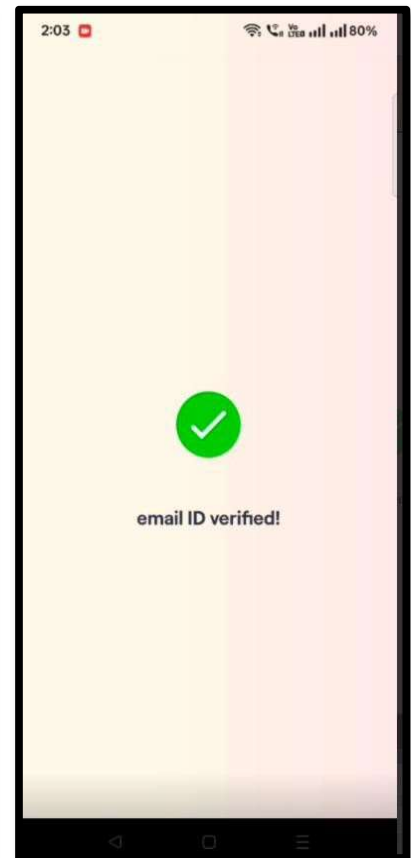
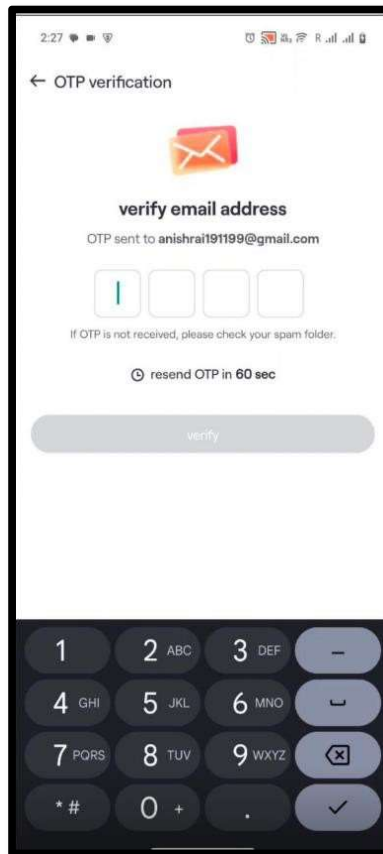
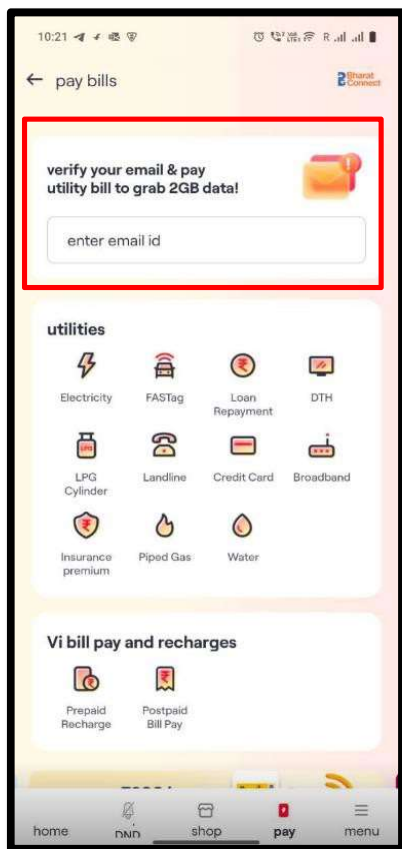
**Screen 01:** Email Verification (Required to Proceed with Utility Journey)

**Screen 02:** OTP & Successful verification page.

**Screen 03:** Initiate utility transaction.

**Screen 04:** Thank you page/ Screen & information about 2 GB data valid for 2 days.

***Email Verification via OTP & Utility Homepage.***



Utility home page if email is already verified & thank you page.

