

ADITYA BIRLA



IDEA Cellular

July 14, 2016

National Stock Exchange of India Limited
"Exchange Plaza",
Bandra - Kurla Complex,
Bandra (E),
Mumbai – 400 051

Bombay Stock Exchange Limited
Phiroze Jeejeebhoy Towers,
Dalal Street,
Mumbai – 400 001

Email: cmlist@nse.co.in

Email: corp.relations@bseindia.com

Dear Sir,

Sub: Shareholding Pattern – Regulation 31 of SEBI (LODR) Regulations, 2015

Ref: "Idea Cellular Limited" (IDEA / 532822)

Pursuant to Regulation 31 of the SEBI (Listing Obligations and Disclosure Requirements) Regulations, 2015, please find attached herewith the Shareholding Pattern in the prescribed format, for the quarter ended 30th June, 2016.


The above is for your information and record.

Thanking you,

Yours truly,

For Idea Cellular Limited

Pankaj Kapdeo
Company Secretary



ADITYA BIRLA



IDEA Cellular

Holding of Specified Securities


Annexure - I

- 1 Name of Listed Entity: **Idea Cellular Limited**
- 2 Scrip Code/Name of Scrip/Class of Security **532822 / IDEA / Equity Shares**
- 3 Share Holding Pattern Filed under: Reg. 31(1)(a)/Reg. 31(1)(b)/Reg.31(1)(c)
- a. If under 31(1)(b) then indicate the report for Quarter ending **30th June, 2016**
- b. If under 31(1)(c) then indicate date of allotment/extinguishment **N.A.**
- 4 **Declaration:** The Listed entity is required to submit the following declaration to the extent of submission of information:-

No.	Particulars	Yes*	No*
1	Whether the Listed Entity has issued any partly paid up shares?		No
2	Whether the Listed Entity has issued any Convertible Securities or Warrants?		No
3	Whether the Listed Entity has any shares against which depository receipts are issued?		No
4	Whether the Listed Entity has any shares in locked-in?		No
5	Whether any shares held by promoters are pledge or otherwise encumbered?		No

** If the Listed Entity selects the option 'No' for the questions above, the columns for the partly paid up shares, Outstanding convertible Securities/Warrants, depository receipts, locked-in shares, No of shares pledged or otherwise encumbered by promoters, as applicable, shall not be displayed at the time of dissemination on the Stock Exchange website. Also wherever there is 'No' declared by Listed Entity in above table the values will be considered as 'Zero' by default on submission of the format of holding of specified securities.*

- 5 The tabular format for disclosure of holding of specified securities is as follows:

For Idea Cellular Limited

Pankaj Kapdeo
Company Secretary




TABLE I - SUMMARY STATEMENT HOLDING OF SPECIFIED SECURITIES

Category (I)	Category of shareholder (II)	Nos. of Share holders (III)	Nos. of fully paid up equity Shares held (IV)	Nos. of Partly paid-up equity Shares held (V)	No. of shares underlying Depository Receipts (VI)	Total nos. shares held (VII)= (IV)+(V)+(VI)	Shareholding as a % of total no. of shares (calculated as per SCRR,1957) As a % of (A+B+C2) (VIII)	Number of Voting Rights held in each class of securities (IX)				No. of Shares Underlying Outstanding convertible securities (including Warrants) (X)	Shareholding, as a % assuming full conversion of convertible securities (as a % of diluted share capital) (XI)=(VII)+(X) As a % of (A+B+C2)	Number of Locked in shares (XII)		Number of Shares pledged or otherwise encumbered (XIII)		Number of equity shares held in dematerialized form (XIV)
								No of Voting Rights			Total as a % of (A+B+C)			No. (a)	As a % of total shares held (b)	No. (a)	As a % of total shares held (b)	
								Class Equity	Class Others	Total								
(A)	Promoter & Promoter Group	5	1,52,06,79,047	-	-	1,52,06,79,047	42.23	1,52,06,79,047	-	1,52,06,79,047	42.23	-	42.23	0	0	0	0	1,52,06,79,047
(B)	Public	2,74,959	2,08,01,24,677	-	-	2,08,01,24,677	57.77	2,08,01,24,677	-	2,08,01,24,677	57.77	-	57.77	0	0	NA	NA	2,08,01,15,618
(C)	Non Promoter-Non Public	0	0	-	-	0	0	0	-	0	0	-	0	0	0	NA	NA	0
(C1)	Shares underlying DRs	0	0	-	-	0	0	0	-	0	0	-	0	0	0	NA	NA	0
(C2)	Shares held by Employee Trust	0	0	-	-	0	0	0	-	0	0	-	0	0	0	NA	NA	0
	TOTAL	2,74,964	3,60,08,03,724	-	-	3,60,08,03,724	100.00	3,60,08,03,724	-	3,60,08,03,724	100.00	-	100.00	0	0	0	0	3,60,07,94,665



TABLE II - STATEMENT SHOWING SHAREHOLDING PATTERN OF THE PROMOTER AND PROMOTER GROUP

Category (I)	PAN (II)	Nos. of Share holders (III)	Nos. of fully paid up equity Shares held (IV)	Nos. of Partly paid-up equity Shares held (V)	No. of shares underlying Depository Receipts (VI)	Total nos. shares held (VII)= (IV)+(V)+(VI)	Shareholding as a % of total no. of shares (calculated as per SCRR,1957) As a % of (A+B+C2) (VIII)	Number of Voting Rights held in each class of securities (IX)			No. of Shares Underlying Outstanding convertible securities (including Warrants) (X)	Shareholding, as a % assuming full conversion of convertible securities (as a % of diluted share capital) (XI)=(VII)+(X) As a % of (A+B+C2)	Number of Locked in shares (XII)		Number of Shares pledged or otherwise encumbered (XIII)		Number of equity shares held in dematerialized form (XIV)		
								No of Voting Rights					Total as a % of Total Voting Rights	No. (a)	As a % of total shares held (b)	No. (a)		As a % of total shares held (b)	
								Class Equity	Class Others	Total									
1	INDIAN																		
(a)	Individuals/Hindu Undivided Family		1	2,33,333	-	-	2,33,333	0.01	2,33,333	-	2,33,333	0.01	-	0.01	0	0	0	0	2,33,333
	Kumar Mangalam Birla	AEFPB5926H	1	2,33,333	-	-	2,33,333	0.01	2,33,333	-	2,33,333	0.01	-	0.01	0	0	0	0	2,33,333
(b)	Central Government/ State Government(s)		-	-	-	-	-	-	-	-	-	-	-	-	-	-	-	-	-
(c)	Financial Institutions/ Banks		-	-	-	-	-	-	-	-	-	-	-	-	-	-	-	-	-
(d)	Any Others		4	1,52,04,45,714	-	-	1,52,04,45,714	42.23	1,52,04,45,714	-	1,52,04,45,714	42.23	-	42.23	0	0	0	0	1,52,04,45,714
	Aditya Birla Nuvo Ltd.	AAAC11747H	1	83,75,26,221	-	-	83,75,26,221	23.26	83,75,26,221	-	83,75,26,221	23.26	-	23.26	0	0	0	0	83,75,26,221
	Birla TMT Holdings Pvt. Ltd.	AABCB5169K	1	28,35,65,373	-	-	28,35,65,373	7.88	28,35,65,373	-	28,35,65,373	7.88	-	7.88	0	0	0	0	28,35,65,373
	Grasim Industries Ltd.	AAACG4464B	1	17,10,13,894	-	-	17,10,13,894	4.75	17,10,13,894	-	17,10,13,894	4.75	-	4.75	0	0	0	0	17,10,13,894
	Hindalco Industries Ltd.	AAACH1201R	1	22,83,40,226	-	-	22,83,40,226	6.34	22,83,40,226	-	22,83,40,226	6.34	-	6.34	0	0	0	0	22,83,40,226
	SUB TOTAL (A) (1)		5	1,52,06,79,047	-	-	1,52,06,79,047	42.23	1,52,06,79,047	-	1,52,06,79,047	42.23	-	42.23	0	0	0	0	1,52,06,79,047
2	FOREIGN																		
(a)	Individuals (Non-Resident Individuals/ Foreign Individuals)		-	-	-	-	-	-	-	-	-	-	-	-	-	-	-	-	-
(b)	Government		-	-	-	-	-	-	-	-	-	-	-	-	-	-	-	-	-
(c)	Institutions		-	-	-	-	-	-	-	-	-	-	-	-	-	-	-	-	-
(d)	Foreign Portfolio Investor		-	-	-	-	-	-	-	-	-	-	-	-	-	-	-	-	-
(e)	Any Other (specify)		-	-	-	-	-	-	-	-	-	-	-	-	-	-	-	-	-
	SUB TOTAL (A) (2)		-	-	-	-	-	-	-	-	-	-	-	-	-	-	-	-	-
	TOTAL SHAREHOLDING OF PROMOTER AND PROMOTER GROUP (A)= (A) (1)+ (A) (2)		5	1,52,06,79,047	-	-	1,52,06,79,047	42.23	1,52,06,79,047	-	1,52,06,79,047	42.23	-	42.23	0	0	0	0	1,52,06,79,047

Details of shares which remain unclaimed may be given here along with details such as number of shareholders, outstanding shares held in demat/unclaimed suspense account, voting rights which are frozen etc. (NOT APPLICABLE)



TABLE III - STATEMENT SHOWING SHAREHOLDING PATTERN OF THE PUBLIC SHAREHOLDER

1	Category (I)	PAN (II)	Nos. of Shareholders (III)	Nos. of fully paid up equity Shares held (IV)	Nos. of Partly paid-up equity Shares held (V)	No. of shares underlying Depository Receipts (VI)	Total nos. shares held (VII)= (IV)+(V)+(VI)	Shareholding as a % of total no. of shares (calculated as per SCRR,1957) As a % of (A+B+C2) (VIII)	Number of Voting Rights held in each class of securities (IX)			No. of Shares Underlying Outstanding convertible securities (including Warrants) (X)	Total Shareholding as a % assuming full conversion of convertible securities (as a % of diluted share capital) (XI)=(VII)+(X) As a % of (A+B+C2)	Number of Locked In shares (XII)		Number of Shares pledged or otherwise encumbered (XIII)		Number of equity shares held in dematerialized form (XIV)	
									No of Voting Rights					Total as a % of Total Voting Rights	No. (a)	As a % of total shares held (b)	No. (a)		As a % of total shares held (b)
									Class Equity	Class Others	Total								
INSTITUTIONS																			
(a)	Mutual Funds		114	8,13,48,866	-	-	8,13,48,866	2.26	8,13,48,866	-	8,13,48,866	2.26	-	-	-	-	NA	NA	8,13,48,866
(b)	Venture Capital Funds		1	33,50,000	-	-	33,50,000	0.09	33,50,000	-	33,50,000	0.09	-	-	-	-	NA	NA	33,50,000
(c)	Alternate Investment Funds		-	-	-	-	-	-	-	-	-	-	-	-	-	-	-	-	-
(d)	Foreign Venture Capital Investors		-	-	-	-	-	-	-	-	-	-	-	-	-	-	-	-	-
(e)	Foreign Portfolio Investors		471	92,45,74,772	-	-	92,45,74,772	25.68	92,45,74,772	-	92,45,74,772	25.68	-	-	-	-	NA	NA	92,45,74,772
	- National Westminster Bank PLC as Depository of First State Asia Pacific Leaders Fund a Sub Fund of First State Investments ICVC	AAACF8104H	1	11,66,71,993	-	-	11,66,71,993	3.24	11,66,71,993	-	11,66,71,993	3.24	-	-	-	-	NA	NA	11,66,71,993
	- Europacific Growth Fund	AAAAE0997R	1	7,87,37,011	-	-	7,87,37,011	2.19	7,87,37,011	-	7,87,37,011	2.19	-	-	-	-	NA	NA	7,87,37,011
	- Vanguard International Growth Fund	AAATV8096R	1	5,24,37,143	-	-	5,24,37,143	1.46	5,24,37,143	-	5,24,37,143	1.46	-	-	-	-	NA	NA	5,24,37,143
	- Parvest Equity India	AACAP5172H	1	4,78,25,230	-	-	4,78,25,230	1.33	4,78,25,230	-	4,78,25,230	1.33	-	-	-	-	NA	NA	4,78,25,230
	- National Westminster Bank Plc As Depository Of First State Global Emerging Markets Leaders Fund A Sub Fund Of First State Investments Icvc	AAACF8106F	1	4,22,86,799	-	-	4,22,86,799	1.17	4,22,86,799	-	4,22,86,799	1.17	-	-	-	-	NA	NA	4,22,86,799
(f)	Financial Institutions/ Banks		17	56,51,782	-	-	56,51,782	0.16	56,51,782	-	56,51,782	0.16	-	-	-	-	NA	NA	56,51,782
(g)	Insurance Companies		51	14,24,72,777	-	-	14,24,72,777	3.96	14,24,72,777	-	14,24,72,777	3.96	-	-	-	-	NA	NA	14,24,72,777
	- ICICI Prudential Life Insurance Company Ltd.	AAACI7351P	1	8,17,59,899	-	-	8,17,59,899	2.27	8,17,59,899	-	8,17,59,899	2.27	-	-	-	-	NA	NA	8,17,59,899
(h)	Provident Funds/ Pension Funds		-	-	-	-	-	-	-	-	-	-	-	-	-	-	-	-	-
(i)	Any Other (specify)		-	-	-	-	-	-	-	-	-	-	-	-	-	-	-	-	-
	SUB TOTAL (B) (1)		654	1,15,73,98,197	-	-	1,15,73,98,197	32.14	1,15,73,98,197	-	1,15,73,98,197	32.14	-	-	-	-	NA	NA	1,15,73,98,197
CENTRAL GOVERNMENT/ STATE GOVERNMENT/ PRESIDENT OF INDIA																			
	SUB TOTAL (B) (2)		0	0	-	-	-	0	0	-	0	0	-	-	-	-	NA	NA	0
(3) NON INSTITUTIONS																			
(a)	Individuals																		
	i. Individual shareholders holding nominal share capital up to Rs. 2 lakhs.		2,68,385	5,62,56,488	-	-	5,62,56,488	1.56	5,62,56,488	-	5,62,56,488	1.56	-	-	-	-	NA	NA	5,62,52,429
	ii. Individual shareholders holding nominal share capital in excess of Rs. 2 lakhs.		156	80,09,504	-	-	80,09,504	0.22	80,09,504	-	80,09,504	0.22	-	-	-	-	NA	NA	80,09,504
(b)	NBFCs registered with RBI		-	-	-	-	-	-	-	-	-	-	-	-	-	-	-	-	-
(c)	Employee Trusts		-	-	-	-	-	-	-	-	-	-	-	-	-	-	-	-	-
(d)	Overseas Depositories (holding DRs) (balancing figure)		-	-	-	-	-	-	-	-	-	-	-	-	-	-	-	-	-
(e) Any Others																			
(i)	Bodies Corporate		1,582	1,18,72,785	-	-	1,18,72,785	0.33	1,18,72,785	-	1,18,72,785	0.33	-	-	-	-	NA	NA	1,18,72,785
(ii)	Clearing Members		509	1,03,06,266	-	-	1,03,06,266	0.29	1,03,06,266	-	1,03,06,266	0.29	-	-	-	-	NA	NA	1,03,06,266
(iii)	Directors		5	6,07,222	-	-	6,07,222	0.02	6,07,222	-	6,07,222	0.02	-	-	-	-	NA	NA	6,07,222
(iv)	Non Resident Indians (NRI)		3,634	25,94,178	-	-	25,94,178	0.07	25,94,178	-	25,94,178	0.07	-	-	-	-	NA	NA	25,89,178
(v)	Overseas Bodies Corporates		3	83,20,00,543	-	-	83,20,00,543	23.11	83,20,00,543	-	83,20,00,543	23.11	-	-	-	-	NA	NA	83,20,00,543
	- Axiata Investments1 (India) Limited	AACCT9938P	1	46,47,34,670	-	-	46,47,34,670	12.91	46,47,34,670	-	46,47,34,670	12.91	-	-	-	-	NA	NA	46,47,34,670
	- Axiata Investments 2 (India) Limited	AACCT9937C	1	24,72,65,873	-	-	24,72,65,873	6.87	24,72,65,873	-	24,72,65,873	6.87	-	-	-	-	NA	NA	24,72,65,873
	- P5 Asia Investments (Mauritius) Limited	AAECP0351Q	1	12,00,00,000	-	-	12,00,00,000	3.33	12,00,00,000	-	12,00,00,000	3.33	-	-	-	-	NA	NA	12,00,00,000
(vi)	Trusts		31	10,79,494	-	-	10,79,494	0.03	10,79,494	-	10,79,494	0.03	-	-	-	-	NA	NA	10,79,494
	SUB TOTAL (B) (3)		2,74,305	92,27,26,480	-	-	92,27,26,480	25.63	92,27,26,480	-	92,27,26,480	25.63	-	-	-	-	NA	NA	92,27,17,421
	TOTAL PUBLIC SHAREHOLDING (B)= (B) (1)+(B) (2)+(B)(3)		2,74,959	2,08,01,24,677	-	-	2,08,01,24,677	57.77	2,08,01,24,677	-	2,08,01,24,677	57.77	-	-	-	-	NA	NA	2,08,01,15,618

Details of the shareholders acting as persons in Concert including their Shareholding (No. and %) - NONE

Details of shares which remain unclaimed may be given here along with details such as number of shareholders, outstanding shares held in demat/unclaimed suspense account, voting rights which are frozen etc.

Number of shareholders	outstanding shares held in demat/unclaimed suspense account, voting rights which are frozen etc.
75	17,256



Table IV - STATEMENT SHOWING SHAREHOLDING PATTERN OF THE NON PROMOTER - NON PUBLIC SHAREHOLDER

	Category (I)	PAN (II)	Nos. of Share holders (III)	Nos. of fully paid up equity Shares held (IV)	Nos. of Partly paid-up equity Shares held (V)	No. of shares underlying Depository Receipts (VI)	Total nos. shares held (VII)= (IV)+(V)+(VI)	Shareholding as a % of total no. of shares (calculated as per SCRR,1957) As a % of (A+B+C2) (VIII)	Number of Voting Rights held in each class of securities (IX)			No. of Shares Underlying Outstanding convertible securities (including Warrants) (X)	Total Shareholding as a % assuming full conversion of convertible securities (as a % of diluted share capital) (XI)=(VII)+(X) As a % of (A+B+C2)	Number of Locked in shares (XII)		Number of Shares pledged or otherwise encumbered (XIII)		Number of equity shares held in dematerialized form (XIV)	
									No of Voting Rights					Total as a % of Total Voting Rights	No. (a)	As a % of total shares held (b)	No. (a)		As a % of total shares held (b)
									Class Equity	Class Others	Total								
1	CUSTODIAN / DR HOLDERS	-	-	-	-	-	-	-	-	-	-	-	-	-	-	-	-	-	
2	EMPLOYEE BENEFIT TRUST (under SEBI (Share Based Employee Benefit) Regulations, 2014)	-	-	-	-	-	-	-	-	-	-	-	-	-	-	-	-	-	
TOTAL NON PROMOTER - NON PUBLIC SHAREHOLDING (C)=(C1)+(C2)		-	-	-	-	-	-	-	-	-	-	-	-	-	-	-	-	-	

